

C-HR



Stunning - like nothing before

The C-HR will redefine what you can expect from a compact SUV because there simply isn't anything as dynamically-designed, or feature-packed on the market today.

The C-HR heralds a brand-new chapter in Toyota's iconic compact car design story.

C-HR



C-HR IN SHADOW PLATINUM



C-HR IN SHADOW PLATINUM



C-HR IN SUN FUSION

Turbo power in a compact package

It's the right recipe, isn't it? A sporty compact SUV with just the right mix of turbo power and dynamic handling.



C-HR IN ELECTRIC TEAL

The C-HR's compact yet powerful 1.2-litre turbocharged petrol engine delivers maximum power of 85kW at 5200rpm and 185Nm peak torque between 1500 and 4000rpm.

A Continuously Variable Transmission featuring 7-speed sequential Shiftmatic mode allows the driver to select driving parameters to suit the conditions and desired style: the engaging Normal mode balanced with both ECO, which brings fuel efficiency to the fore, and Sport that sharpens throttle response and tightens the steering, really make the most of C-HR's dynamic abilities.

Underpinning Toyota's new compact SUV is a MacPherson strut suspension system with trailing wishbone rear suspension, and front and rear stabiliser bars to give you the smoothest on-road experience and the most stable cornering possible.

Electric Power Steering (EPS) is vehicle speed sensitive so low speed manoeuvres require minimal effort while at highway speeds less assistance is provided. The turning circle is a city friendly 10.4m



10.4m

Combining a turbocharger with a small capacity engine ensures smooth and efficient power while driving



2



3

Front-Wheel Drive or All-Wheel Drive and what colour: the choice is yours



1

C-HR IN SHADOW PLATINUM



Pale, mid-tone or dark, rich warm colours and vibrant cool colours allow the stunning exterior detailing to shine through

The C-HR crossover coupe arrives with an impressive level of standard specification. In fact, all that you'll need to do is choose which colour you'd like (there are eight to choose from) and decide whether a C-HR Front-Wheel Drive or the C-HR All-Wheel Drive with Dynamic Torque Control will suit your lifestyle best.

The lavishly detailed C-HR features a six-speaker audio system, a reversing camera, integrated satellite navigation with SUNA Traffic* updates, which provides you with real-time traffic information for your journey ahead, as well as a 4.2-inch Multi-Information Display in the instrument pod, providing you with detailed trip and vehicle data on the go.

For the C-HR AWD model, an additional AWD Control display is available, which displays drive-force distribution between the front and rear wheels, giving you precise information on how this engaging and sporty compact SUV is performing in any conditions.

Dual zone air conditioning with Nanoe™ ion generator technology is standard, as is an auto-dimming rear view mirror, rain sensing windscreen wipers, convenient puddle lights in the electronically folding wing mirrors, featuring the C-HR logo, and rear privacy glass are all included with every C-HR.

* SUNA Traffic updates not available in all areas

- 1 The C-HR features an intricate 'Diamond' exterior design theme, with richly detailed panel surfaces that will turn every head
- 2 The 1.2 litre turbocharged engine is capable of operating in either Atkinson or Otto cycle for maximum efficiency
- 3 A CVT transmission with Shiftmatic mode allows the driver to explore different drive modes: Normal, ECO and Sport. Modes are changed via the Multi-Information Display
- 4 There is a G-force monitor in both models. The AWD version shown here also displays drive-force between the front and rear wheels
- 5 Buttons are neatly arranged in clusters to reflect the 'Diamond' design theme

Apart from colour the only choice is Front Wheel Drive or All Wheel Drive



4



5

Exterior - Diamond shine

It's all about drama on the outside; not only does the C-HR crossover coupe sit on Toyota's New Generation Architecture platform, every single body panel has been engineered with head-turning appeal in mind. Suffice to say, there has never been a Toyota that looks quite like the C-HR.

The crossover coupe features all-new 'Diamond' architectural language; Toyota's design team having worked to shape every surface with gemstone-like fluidity. The result is a compact model that features a seamless exterior profile, yet holds many intricate details within its bodywork.

From the sculptured grille and LED headlights with integrated Daytime Running Lights, through textured side panels to the sharply layered rear – featuring intricate LED taillights – the C-HR creates a striking visual impression.

Integrated rear door handles that accentuate the coupe theme, a sporty rear spoiler assembly, LED foglamps and standard 18-inch machine-finished black and silver contrast alloys complete the C-HR's rich exterior picture.



C-HR IN ELECTRIC TEAL



C-HR IN SUN FUSION



C-HR IN TIDAL BLUE



C-HR IN RUBY

- 1 The C-HR's intricately detailed 18-inch wheels are machine finished and feature contrasting black and silver elements
- 2 The C-HR's crossover coupe body style features a roofline which tapers elegantly towards the rear, as well as integrated rear door handles
- 3 The C-HR's front end is highlighted with LED headlights and integrated Daytime Running Lights, along with sequential turn signals



- 4 LED taillights dominate the rear of C-HR
- 5 The cleverly integrated puddle lamps in the C-HR's wing mirrors feature a C-HR logo, which displays on the ground at night when unlocking the car

FOR MORE IMAGES AND DETAIL VISIT:
toyota.co.nz/our-range/c-hr

Interior - a new design chapter



Step inside the C-HR and you'll see just how this all-new compact SUV sets a new benchmark for Toyota's interior design standards.

The attention to detail is astonishing, with switchgear, door trim detailing, the headliner above and speaker grilles all echoing the dramatic exterior 'Diamond' design theme.

The C-HR features a newly-designed wrap-around dashboard, housing an impressive feature set of comfort and convenience technology. The driver looks forward across surfaces and instrumentation that reflect the individual style the C-HR presents.

The centrepiece of the C-HR's console is a bright and clear, 6.1-inch colour tablet-style touch-screen display, surrounded by rich gloss trim. While this screen is easily visible from everywhere within the car, the dashboard's upper surfacing sits low to aid with outward visibility.

The C-HR might present a compact footprint, but that doesn't mean its designers have scrimped on passenger space inside. In fact, with interior dimensions similar to those of Toyota's leading hatchback, the Corolla, the C-HR will accommodate four adults in comfort, with 318 litres of luggage space behind. A convenient 60:40 split rear seat provides extra space for longer items too.



- 1 Centre stage inside the C-HR's richly detailed cabin is the 6.1-inch tablet-style touchscreen system
- 2 Every C-HR arrives with satellite navigation as standard. The system also incorporates SUNA Traffic, (SUNA Traffic not available in all areas) allowing the driver to plan routes more intelligently with real-time congestion information
- 3 Echoes of the exterior 'Diamond' design theme are found throughout the cabin
- 4 Dual zone air conditioning with Nanoe™ ion generator technology helps keep the C-HR cabin fresh and allergen-free
- 5 The 4.2" colour Multi-Information Display provides feedback on C-HR's operation and is the place where selections are made on safety and performance features
- 6 This might be a compact SUV, but it still features the practical convenience of 60:40 split rear seating
- 7 You need to sit in the seats of C-HR to understand how well the cabin design works - every surface and shape works well in a practical and aesthetic sense

Dramatic design, dynamic safety

In keeping with a comprehensive package offering, the dynamic C-HR crossover coupe offers a truly impressive level of standard safety equipment for extra peace of mind.



C-HR IN ELECTRIC TEAL

Make C-HR your own

There is a Toyota Genuine Accessories component that will help your C-HR reflect your personality. Front, back, interior and exterior; C-HR is covered.



C-HR IN CRYSTAL PEARL SHOWN FITTED WITH: FRONT GARNISH, SIDE SILLS, FOG LAMP GARNISH, MIRROR COVERS, SIDE SKIRTS, FRONT UNDER RUN, TRD FLARES, BONNET PROTECTOR, WEATHERSHIELD, 20" AFTERMARKET TSW ALLOY WHEELS (FROM BGW), PAINTED BRAKE CALIPERS, VINYL WRAPPED ROOF.

The C-HR features the all-encompassing Toyota Safety Sense package. The result of years of research and development, Toyota Safety Sense brings together a number of safety technologies, including a Pre-Crash Safety System, All-Speed Dynamic Radar Cruise Control, Automatic High Beam and Lane Departure Alert with steering assist and sway warning system functions.

C-HR's 7-airbag system includes driver and front passenger front and side airbags, driver's knee, and curtain shield airbags. Every C-HR features Blind Spot Monitor (BSM) and Rear Cross Traffic Alert (RCTA), Hill-Start Assist, a bright and clear reversing camera monitor and both front and rear parking sensors.



- 1 The rear seats can accommodate child seats with 2 x ISOFIX points and 3 x tether anchors
- 2 Navigating out of a driveway or parking space is made safer with a reversing camera
- 3 Whether you are on the motorway or in a busy corporate carpark the Blind Spot Monitor (BSM) alerts when approaching traffic is nearby but hidden from view. Rear Cross Traffic Alert (RCTA) warns when reversing that oncoming vehicles may be crossing your path
- 4 C-HR has four parking sensors at each end of the car
- 5 Lane Departure Alert is like driving with an extra pair of eyes - it keeps check that you haven't wandered into another lane
- 6 The cluster of buttons on the right side of the steering wheel is the management centre for the MID, Lane Departure Alert and Dynamic Radar Cruise Control following distance

Only Toyota Genuine Accessories are designed and manufactured to the same high standard as original parts. Fitting Genuine Toyota Accessories also ensures the integrity of your vehicle, with components tested to exacting standards for New Zealand conditions and backed by a 3 year or 100,000 kilometres* warranty.

*Whichever comes first. Warranty valid from when accessory fitted, at time of new vehicle purchase at your authorised Toyota Dealer.



Bonnet Protector. The integrated design of the Bonnet Protector offers added protection to the vehicle from light damage from road debris. It is made from a high-strength acrylic that is resistant to cracking and UV discolouration.



Mirror covers. Add a touch of colour to your ride with personalised outside Mirror Covers. Available in White, Grey, Red or Dark Brown and Lime Green.



Alloy wheels. Add extra flare with a range of 18" wheels and coloured centre caps - doesn't require tyre replacement.



Front skirt. The Front Skirt's sleek design provides your car with a progressive sporty look. Fitment of Front Skirt not compatible with Front Guard, Front Underrun and Front Garnish.



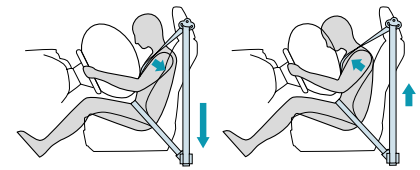
Body enhancements. The boot door colour strip comes in 5 colours and the bumper protector saves the bumper surface from unnecessary scratches when loading and unloading luggage.



Carpet Floor Mats. Protect the floor area of your C-HR from daily wear and tear with tailored carpet floor mats. The driver's side floor mat features two retaining clips to ensure it stays securely in place.



Safety isn't just a priority for the C-HR. The 5-Star ANCAP safety rating is testament to its renowned Toyota build quality.



Front and outer rear seats have pretensioners and force limiters. Pretensioners instantly tighten the seat belts at the time of a collision to help enhance occupant restraint performance. The force limiter function loosens the seat belts while maintaining the load to help mitigate the impact to the chest regions of the front seat occupants.

C-HR exterior colours

Crystal Pearl
070



Shadow Platinum
1K0



Sunset Bronze
4U3
(FIRM DEALER ORDER)



Ink
209



Sun Fusion
5A3
(FIRM DEALER ORDER)



Ruby
3T3



Electric Teal
6W9



Tidal Blue
8T7



C-HR interior trim


Black Fabric



C-HR SPECIFICATIONS		C-HR FWD	C-HR AWD
MECHANICAL SPECIFICATIONS	Engine: 1.2 Litre, 4 cylinder turbocharged petrol engine with Atkinson/Otto cycle. 16-Valve Double Overhead Camshaft (DOHC), VVT-iW (intake) and VVT-i (exhaust). D-4T direct fuel injection	•	•
	Maximum power: 85kW @ 5,200 - 5,600rpm. Maximum torque 185Nm @ 1,500 - 4,000rpm	•	•
	Fuel type: 95 unleaded petrol or higher recommended; tank capacity 50 litres	•	•
	Fuel economy: ADR 81/02 combined cycle*; CO ₂ emissions - ADR 79/04 combined cycle*. Euro 5	6.4L/100km / 149 g/km	6.5L/100km / 151 g/km
	Transmission: Continuously Variable Transmission (CVT) with 7-speed Sequential Shiftmatic mode. Sport, Normal and ECO Drive modes	•	•
STEERING, BRAKES & SUSPENSION	Electric Power Steering (EPS), manual tilt and telescopic, minimum turning circle 10.4m	•	•
	Brakes: Ventilated front disc; solid rear disc; Electronic park brake	•	•
	Front suspension: MacPherson strut type with stabiliser bar; Rear suspension: trailing wishbone with stabiliser bar	•	•
	Wheels: Design and size	18" alloy with 5 spoke design silver & black machined finish	
	Tyre size:	225/50 R18	
	Spare wheel: temporary type	16" steel	
EXTERIOR FEATURES	Glass: Laminated green tinted acoustic front windscreen; green tinted front side glass; rear side and rear privacy glass	•	•
	Front design: Body coloured front bumper; Black slim horizontal upper grille; black diamond mesh horizontal lower grille	•	•
	Front lighting: LED headlights with light control system (auto on/off); automatic headlight levelling; LED Daytime Running Lights; LED fog lights; sequential turn signal	•	•
	Side design: Black wheel arches, black lower door mouldings; black door belt moulding	•	•
	Side design: Exterior rear view mirrors: body coloured upper/black lower with indicator lights, electric adjustment and power folding with auto fold function and heaters, LED puddle light with projected C-HR logo	•	•
	Rear design: Body coloured upper rear bumper with black lower rear skirting; shark fin antenna; upper rear spoiler; single exhaust	•	•
	Rear lighting: LED rear combination lights; LED High Stop light	•	•
INTERIOR FEATURES & CONVENIENCE	Wireless entry system	•	•
	Dual zone air conditioning; LCD screen with temperature, air outlet and fan speeds; Nanoe™ Ion generator	•	•
	Front seats: Manual slide and recline function, driver vertical adjustment	•	•
	Rear seats: 60:40 split-fold rear seat backs - creates a flat floor space	•	•
	Seat upholstery: Black fabric	•	•
	Interior trim: Black fabric moulded roof headlining with diamond shaped indentations; front doors - diamond textured centre section, 'Gunmetal' grey moulding above armrest, soft padded armrest, A4 sized pocket with holder for 500 - 700ml bottle, chrome door handle; rear doors - diamond textured centre section, resin armrest, holder for 500ml bottle	•	•
	Instrument panel finish: soft touch upper instrument panel, 'Gunmetal' coloured insert, Piano black ornamentation, black resin instrument panel	•	•
	Power windows front and rear, all one-touch operation	•	•
	Auto dimming rear view mirror	•	•
	3-spoke leather tilt and telescopic adjustable steering wheel with black ornamentation; audio and handsfree phone controls; voice recognition; MID controls; Dynamic Radar Cruise Control follow distance and control stalk; Lane Departure Alert; leather gear lever	•	•
	Centre console storage box, lockable glove box	•	•
	2 cup holders in front console - rear cupholder with depth adjustment	•	•
AUDIO & CONTROLS	6.1" LCD colour touchscreen display, radio, voice recognition, single disc CD player, 1 x USB connection, Bluetooth handsfree phone capability and audio streaming; 6 speakers	•	•
	Satellite Navigation and SUNA Traffic Avoidance System (traffic information only available in some regions)	•	•
	4.2" TFT Multi-Information Display (MID) - with outside temperature, fuel consumption, average speed, elapsed time, fuel range, ECO driving indicator, trip meter, Sway warning system display, G-force monitor display, drive force distribution display (AWD only)	•	•
	Optitron 2-ring style meters for speedometer and tachometer	•	•
SAFETY AND SECURITY	5-Star ANCAP safety rating	•	•
	Anti-Lock Braking System (ABS) with Electronic Brake-force Distribution (EBD) and Brake Assist (BA)	•	•
	Vehicle Stability Control (VSC), Traction Control (TRC), Hill-start Assist Control (HAC), Trailer Sway Control (TSC)	•	•
	Toyota Safety Sense: Pre-Crash System (PCS), Lane Departure Alert (LDA) with steering assist function and sway warning system, All-Speed Dynamic Cruise Control (DRCC), Automatic High Beam	•	•
	Blind Spot Monitor (BSM), Rear Cross Traffic Alert (RCTA)	•	•
	Brake Hold, Drive Start Control	•	•
	7 x SRS airbags - Driver and front passenger front, front side, front/rear curtain shield and driver's knee	•	•
	2x3-point Emergency Locking Retractor (ELR) front seat belts with pre-tensioners and force limiters, adjustable front seat belt anchors. 3x3-point ELR rear seat belts with pre-tensioners and force limiters on outer rear seats; child restraint system with 2 x ISOFIX and 3 tether points; front and rear seat belt warning buzzer and lights	•	•
	Reversing camera with static guidance lines	•	•
	Parking assist sensors 4 x front, 4 x rear	•	•
	Engine immobiliser	•	•
DIMENSIONS	Overall length / width / height:	4360mm / 1795mm / 1565mm	
	Wheelbase:	2640mm	
	Seating capacity / Luggage capacity 2nd row seat up:	5 / 318L	
	Kerb weight - Minimum/maximum / Gross vehicle weight:	1385-1440kg / 1865kg	1460-1510kg / 1930kg
	Maximum towing capacity - braked / unbraked:	600kg / 600kg	600kg / 600kg


Because Toyota believes in going the extra mile we offer comprehensive support and a great range of products and services for our valued customers.

VISIT: toyota.co.nz | CALL: 0800 TOYOTA




TOYOTA

EXTRA CARE




TOYOTA

ACCESSORIES



TOYOTA

GENUINE PARTS



TOYOTA

Believe

2,000

May 2017

SB390

*Fuel consumption and CO₂ emissions will vary depending on driving conditions/style, vehicle condition and options/accessories fitted. Fuel consumption (combined ADR 81/02) CO₂ emissions (combined 79/04). For more information on fuel consumption ratings and factors that affect fuel economy, please visit: toyota.co.nz/fuel-economy

Every endeavour has been made to ensure text details and specifications contained in this publication were accurate as at 4 May 2017. Toyota New Zealand Limited reserves the right at any time to introduce any changes deemed necessary to improve the models shown or for any other reason. Paint and upholstery colours shown in this brochure may differ from actual colours due to variations in printing processes. Some models shown in this brochure may have optional accessories fitted. For further information contact your nearest Authorised Toyota Dealer. They will be glad to assist. [Production effective December 2016]