


# Hampton Downs Motorsport Park



Venue licence:	FIA Grade 2 and National Grade 1
Circuit length:	2.6 km
Circuit direction:	Clockwise
Circuit surface:	Hot mix bitumen
TRS lap record:	1.01.846

## Summary

Hampton Downs is New Zealand's newest circuit and offers the unique experience in this country of elevation change – 11 metres in fact.

Corners are made more complicated by varying cambers and at-times steep declines for example turns 1 and 5.

Although development is not complete at the facility, the newly built pit lane garages compliment a smooth, wide circuit that has produced some great racing.

# Hampton Downs Motorsport Park



## About Waikato


The Hamilton & Waikato region encompasses New Zealand's fourth largest city, the country's longest river, and the world famous Waitomo Caves with its glow worms and adventure tourism activities.

Hampton Downs Motorsport Park is situated in North Waikato, near the Meremere drag strip and the dirt track club.

From the stunning black sand surf beaches of Raglan to Hamilton's vibrant café scene and the rolling hills and majestic forests that shape the landscape, Hampton Downs is always a great stop on the racing calendar.

## Weather in February

Avg. High	24 degrees Celsius
Avg. Low	13 degrees Celsius
Avg. Rainfall	71 mm



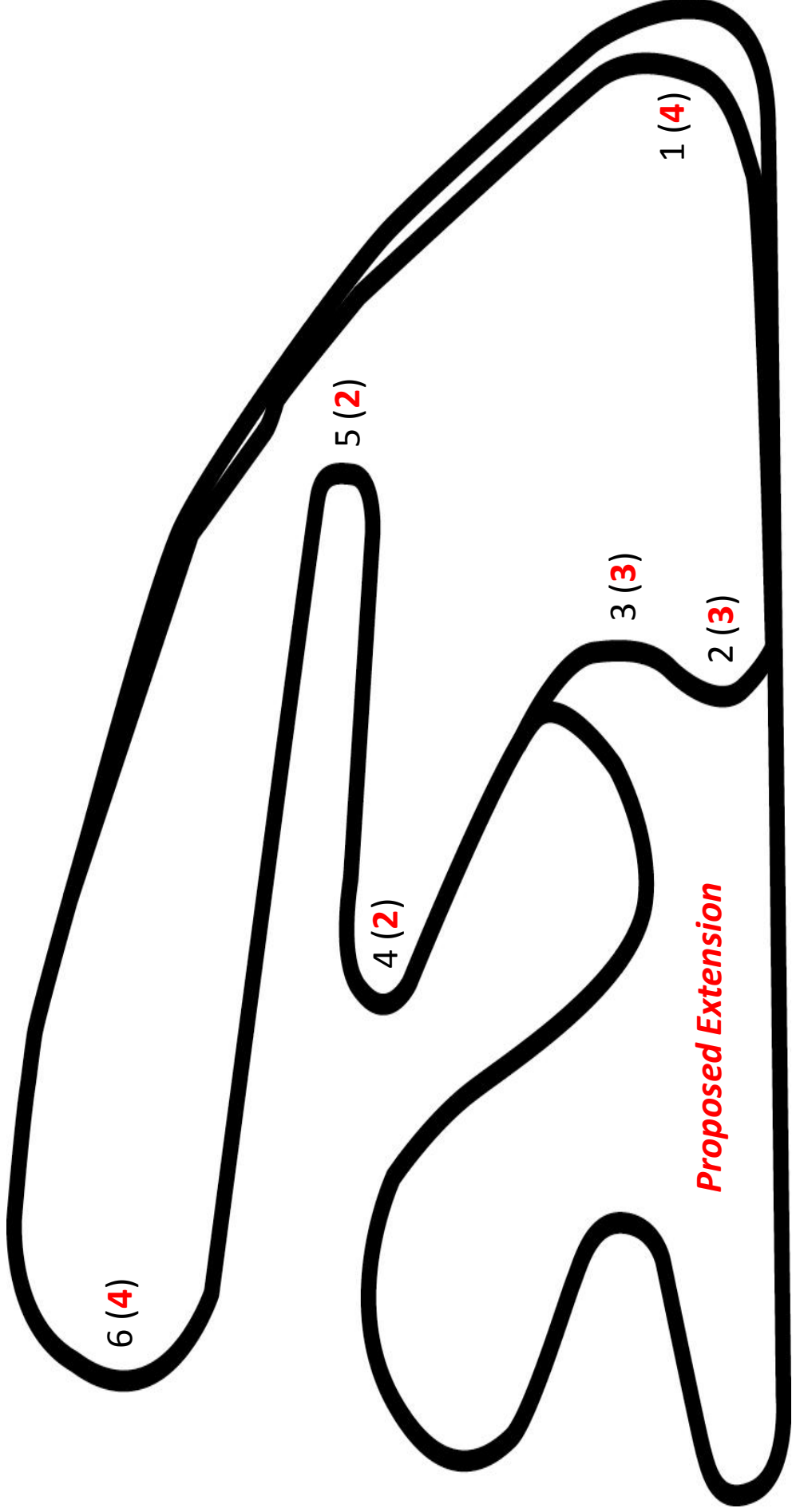
## The Circuit - Key Points

- Turn one apex is blind and very late – as well as this the exit tightens
- A tighter than 'normal' entry line into turn 4 can be used as it doesn't necessarily hinder exit speed
- The cars can bottom out at the apex of turn 5 if taken too narrow due to the steep drop and aggressive apex kerb
- There has been a re-seal done at the top of the hill on the main straight. This should not affect the rev limiter but will unsettle the car particularly in wet conditions

# Hampton Downs Motorsport Park



## Gear Indication



6 (4)

4 (2)

5 (2)

3 (3)

2 (3)

1 (4)

*Proposed Extension*