



TOYOTA
Believe

HILUX

4WD RANGE



HILUX 4WD SR5 LIMITED DOUBLE CAB IN ECLIPSE SHOWN WITH ACCESSORIES FITTED



HILUX

THE BENCHMARK. REBUILT.

Over the years Hilux has become a byword for versatility and reliability the world over. Here in New Zealand this rugged truck is the perfect partner for our go-anywhere, do-anything ethos.

We've enjoyed a relationship with the rugged and dependable Hilux since 1976 and New Zealanders have made it their favourite truck for an incredible three decades.

Hilux delivers you the power to get things done and the fuel efficiency to go further. And with 12 4WD models in the range, there's a rugged and reliable Hilux 4WD for every driver and every task.

Whether it's at work or play, this is New Zealand's truck.



Hilux Double Cab SR5 Limited

DOUBLE CAB SR5 LIMITED UTILITY 2.8 DIESEL TURBO 6-SPEED IMT MANUAL DOUBLE CAB SR5 LIMITED UTILITY 2.8 DIESEL TURBO 6-SPEED AUTO DOUBLE CAB SR5 LIMITED UTILITY 4.0 V6 PETROL 6-SPEED AUTO




Big city or back country, the Hilux provides performance guaranteed. And the range-topping Hilux SR5 Limited gives you the best of both worlds.

That tough, go-anywhere Hilux DNA underpins what is a truly premium offering; a versatile, rugged and dependable ute that offers an incredible level of standard specification and interior comfort.

In addition to the choice of both Toyota's new powerful and fuel efficient 2.8-litre, four cylinder Turbo Diesel engine, or the gutsy 4.0-litre V6 petrol delivering 175kW, the Hilux SR5 Limited builds on the Hilux SR5 with exclusive 18" alloys, synthetic leather and an electrically-powered drivers seat.

- 1 The Hilux Double Cab SR5 Limited features premium synthetic leather upholstery with contrasting silver stitching
- 2 Integrated Satellite Navigation is standard in the SR5 Limited models. This system also features SUNA Traffic Avoidance System that provides an alternative route to keep you moving (traffic information only available in some regions)
- 3 The cabin is trimmed with premium quality materials - piano black and silver accents abound while blue illumination adds a classy touch
- 4 A 4.2" full colour Multi-Information Display (MID) is standard in Hilux SR5 Limited variants
- 5 The multi-function steering wheel provides the driver with access to Bluetooth connected phone and media, as well as Voice Recognition and Multi-Information Display (MID)
- 6 Choose between a six-speed iMT manual or six-speed automatic transmission



- 1 A bold, full chrome horizontal grille design extending into LED headlights underlines the wide stance of the tough and capable Hilux SR5 Limited
- 2 All Hilux SR5 Limited models feature integrated fog lamps trimmed with chrome and exclusive 18" alloy wheels
- 3 Ground clearance is 286mm on all double cab utility models
- 4 A total of nine double cab 4WD Hilux variants are available, headlined by three sumptuously-appointed SR5 Limited models
- 5 Ideal for heavy-duty towing and load-carrying, Hilux rear leaf spring suspension is longer and mounted wider for SUV-style ride comfort
- 6 When the paved roads run out, Toyota's proven, heavy-duty 4x4 system will always set you straight
- 7 Hilux SR5 Limited is a powerful tow vehicle for whatever your work day or weekend requires. Maximum braked towing capacity for 2.8L diesel 6-speed iMT manual models is 3.5 tonnes and 6-speed auto models is 3.2 tonnes. Maximum braked towing capacity for 4.0L V6 petrol is 3.0 tonnes

NOTE: Interior images shown throughout have accessory floor mats fitted.

FOR MORE IMAGES AND DETAIL VISIT:
toyota.co.nz/hilux

Hilux Double Cab SR5

DOUBLE CAB SR5 UTILITY 2.8 DIESEL TURBO 6-SPEED iMT MANUAL

DOUBLE CAB SR5 UTILITY 2.8 DIESEL TURBO 6-SPEED AUTO

DOUBLE CAB SR5 UTILITY 4.0 V6 PETROL 6-SPEED AUTO



The popular Hilux Double Cab SR5 is the ultimate dual purpose truck; as versatile and practical on the work site as it is towing the boat to the family beach house.

Today we expect so much more from the modern ute and the Hilux SR5 is designed to deliver.

With two choices of powerful engine and a comfortable interior featuring convenience items such as Satellite Navigation and a reversing camera as standard. The Hilux Double Cab SR5 represents all the rugged reliability the Hilux name holds and redefines what a 'family vehicle' can truly be.



- 1 The Hilux Drive Selector lets you choose between two wheel-drive, low-range and high-range four-wheel drive
- 2 SR5 models feature Integrated Satellite Navigation. This system also features SUNA Traffic Avoidance System that provides an alternative route to keep you moving (traffic information only available in some regions)
- 3 In the Hilux Double Cab SR5 the Climate Control Automatic Air Conditioning system is accessed through intuitive LCD display controls
- 4 The Hilux Double Cab SR5 is available with either a six-speed iMT manual or six-speed automatic transmission
- 5 The Hilux Double Cab SR5 has keyless entry and a smart start system

- 1 The Hilux SR5 double cab features tough underbody protection that offers greater resistance to deformation when you're off the tarmac
- 2 17" alloy wheels are standard on Hilux SR5 variants, as are all-terrain tyres suitable for challenging conditions
- 3 All Hilux SR5 models feature privacy glass in the rear doors, offering extra security and sun protection
- 4 The Hilux SR5 features a wide front track of 1535mm, helping underpin the superior stability the ute exhibits on a variety of surfaces
- 5 A maximum wading depth (at 10km/h) of 700mm ensures the Hilux SR5 will keep on going when goat track turns to creek bed
- 6 Every Hilux features ventilated front disc brakes for improved stopping performance
- 7 The revised suspension system includes a front stabiliser bar and shock absorbers which enhance durability and provide better control of body roll and impact harshness
- 8 Available in the Hilux SR5, the new Euro 5 compliant 2.8-litre four-cylinder turbo diesel engine is quiet, clean and very fuel-efficient

Hilux Double Cab

DOUBLE CAB CHASSIS 2.8 DIESEL TURBO 6-SPEED MANUAL

DOUBLE CAB UTILITY 2.8 DIESEL TURBO 6-SPEED MANUAL

DOUBLE CAB UTILITY 2.8 DIESEL TURBO 6-SPEED AUTO



Toyota's engineers have been where you've been and they've seen for themselves the conditions you operate in; they understand New Zealand's varied landscapes and what New Zealand drivers expect of their truck.


If it takes a team to tackle your task at hand, the Hilux Double Cab is the vehicle to transport you and your crew to your next job site.

The proven Hilux Double Cab is available with either a tough wellside tray, or in cab-chassis format, ready to receive the rear deck solution that suits your specific needs best.

Hilux Double Cab utes featuring Toyota's reliable six-speed automatic transmission boast an incredible 450Nm of torque between 1600rpm and 2400rpm while the six-speed manual delivers 420Nm of torque between 1400rpm and 2600rpm.



- 1 Even though the Hilux Double Cab is designed for tough work situations, it still features plenty of handy technology onboard, such as a reversing camera on utes fitted with wellside trays
- 2 Heavy-duty suspension and a generous maximum payload means all Hilux Double Cab models are truly versatile load carriers
- 3 Recessed tie-down points along the lip of the tub ensure wellside tray equipped Hilux Double Cab utes arrive ready to haul bulky loads with ease
- 4 The Hilux Double Cab features 17" steel wheels as standard
- 5 All the hallmarks of the Hilux's rugged exterior design remain on the Double Cab, including a wide horizontal grille and muscular wheel arches
- 6 A superior ride-height, together with Toyota's proven 4WD system ensures the Hilux Double Cab remains the perfect team transport, even when work takes you off the beaten track
- 7 As well as operating in standard mode all Hilux models can be operated in ECO Mode when the driving is easy or Power Mode when the going gets tough



- 1 The Hilux Double Cab boasts a six-speaker stereo system accessed through a 7" touchscreen
- 2 The Hilux Double Cab features a comprehensive 7 airbag system that includes front and rear curtain airbags and a drivers knee airbag
- 3 There is plenty of room for all the team inside the Hilux Double Cab, with 1480mm of shoulder room and 1168mm of cabin height between the floor and head-lining
- 4 Three-point Emergency Locking Retractor (ELR) seatbelts are provided for all five seating positions in the Hilux Double Cab

Hilux Extra Cab

EXTRA CAB UTILITY 2.8 DIESEL TURBO 6-SPEED MANUAL



- 1 With a wellside tray load length of 1810mm, the Hilux Extra Cab really does increase the dimensional ability of this reliable ute
- 2 Integrated side steps are also a mainstay of every 4WD Hilux model, including Extra Cab variants
- 3 Ground clearance is 284mm on Hilux Extra cab utility
- 4 The Hilux Extra Cab feature inner tie down hooks to secure your load
- 5 The deck structure incorporates extra ribbing and reinforcement and steel-plate brackets on tailgate struts
- 6 Reversing cameras feature on all Hilux models fitted with a wellside tray configuration
- 7 Access to Extra Cab rear seats is made easy with a rear access door

Real convenience is everywhere in the Hilux Extra Cab, with the ability to take longer loads and still allow the driver and three passengers to enjoy a roomy interior.

There's plenty of room and specification for your workday or your weekend and when we say extra, that's exactly what we mean; extra storage, extra space and extra emphasis on the important details.

There is no compromising on high tech specification items either, such as an integrated reversing camera (in wellside tray configurations), or all the convenience of Bluetooth phone connectivity and audio streaming.

- 1 The rear bench provides room for extra crew when needed, as well as convenient and secure storage underneath the squabs
- 2 A high quality four-speaker stereo system is standard in all Hilux Extra Cab variants
- 3 The Hilux Extra Cab features durable black striped seat fabric, combined with black woven bolster fabric and grey stitching
- 4 The Hilux Extra Cab features Toyota's six-speed manual transmission, giving you total control



Hilux Extra Cab & Single Cab Chassis

EXTRA CAB CHASSIS 2.8 DIESEL TURBO 6-SPEED MANUAL

SINGLE CAB CHASSIS 2.8 DIESEL TURBO 6-SPEED MANUAL



The Extra and Single Cab Chassis models are classic workhorses that are the most adaptable Hilux models with go-anywhere 4WD ability and ready for you to add your own personal specification with a tray design to suit your needs.

Having decided on your own deck the only decision left is how much interior space is needed. If maximum load space is no.1 then you and your best mate will be fans of the Single Cab Chassis. The perfect in-between model is the Extra Cab Chassis that will take a handsome load on the flat deck tray and four people inside. Leave some passengers at home and there's space for precious items locked up in the cab.

Like their bigger brothers these models have the convenience of Bluetooth phone connectivity and audio streaming.



- 1 They might be a straightforward machines, but the Hilux Cab Chassis models benefit from Toyota's updated Hilux styling cues
- 2 The Hilux Cab Chassis is available with Toyota's new and reliable 2.8-litre four-cylinder turbo diesel engine and six-speed manual transmission
- 3 Halogen headlights, halogen Daytime Running Lights and a bold, horizontal grille design give the Hilux Cab Chassis models a recognisable face
- 4 Build on your Hilux Cab Chassis even further with Toyota's extensive range of Genuine Accessories



- 1 The driver and passenger seats in Hilux Cab Chassis variants are manually adjustable so you can get the right position quickly and simply
- 2 Robust fabrics ensure that the interior surfaces of your hard-working Hilux Cab Chassis are up to the challenges of a busy working life
- 3 The Hilux Extra Cab features convenience technology such as cruise control, power windows and Bluetooth phone connectivity and audio streaming
- 4 Every Hilux has dash mounted cup holders plus bottle holders in the doors so no one goes thirsty



NOTE: vehicles above shown with accessory trays fitted

Hilux Safety

Take two examples of the exact same model Hilux, with the exact same spec. Chances are these two trucks will lead completely different lives; one might rarely see a paved road ever again, while the other might never leave tarmac. One might carry work tools and fencing wire, while another will routinely transport a family of five.

Aside from their rugged reliability, the other common bond these two trucks will continue to share is Toyota's commitment to safety. Our engineers make sure every single Hilux is ready for whatever comes its way, both on and off the road.

Comprehensive standard safety features include a reversing camera on all wellside tray-fitted variants and an accessory camera available for cab-chassis buyers.

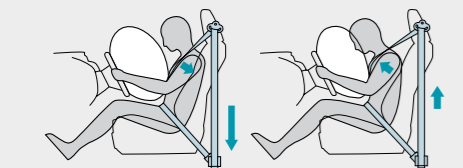
Every Hilux is 5-Star ANCAP safety-rated. Hilux 4WD models feature our proven Anti-lock Braking system (ABS), which gives you the confidence to stop rapidly when you need to and an emergency stop signal that blinks the hazard lights to alert following drivers of a potential incident ahead. Electronic Brake force Distribution (EBD) and Brake Assist (BA) provide even more control.

All models feature intuitive Vehicle Stability Control (VSC) ensuring safe cornering no matter what the conditions, because you never know what's around the next corner.

Our 4WD Hilux range also features driver and passenger front and side airbags, drivers knee and front curtain shield airbags. Extra Cab and Double Cab models also boast rear curtain shield airbags, and every model is fitted with three-point ELR seat belts in all seating positions. Seat-belt reminders are fitted standard to front seats in all variants and for rear seats on Double Cab models.



Safety isn't just a priority for Hilux. The 5-Star ANCAP safety rating is testament to its renowned Toyota build quality.



Front seat pretensioners instantly tighten the seat belts at the time of a collision to help enhance occupant restraint performance. The force limiter function loosens the seat belts while maintaining the load to help mitigate the impact to the chest regions of the front seat occupants.

Hilux Accessories

You can't build the sort of solid reputation the Hilux range enjoys without testing, refining and engineering a vehicle to ensure it gives as good as it gets.

While reliable performance both on and off the road is a given, our development team has also worked hard to create an extensive range of Hilux Genuine Accessories.

The expanded Toyota Genuine range also includes redesigned regulars for leisure and work-related activities, including a towbar purpose-designed to support the maximum towing capacity for the Hilux of 3500kg. The range also includes familiar items such as bonnet and headlamp protectors, rear park assist sensors, side steps and roof racks.

Because every Hilux is expected to perform a specific task, over 200 individual accessory options are available to help tailor your vehicle to your needs. Front, back, interior and exterior; the Hilux is covered.

Fitting Genuine Toyota Accessories also ensures the integrity of your vehicle, with components tested to exacting standards for New Zealand conditions and backed by a 3 year or 100,000 kilometres* warranty.

*Whichever comes first. Warranty valid from when accessory fitted, at time of new vehicle purchase at your authorised Toyota Dealer.

Accessory concept trucks feature custom built items, bespoke vinyl wrap and modified accessories that may not be readily available for sale. Warranty provisions above do not apply.

Hilux 4WD Double Cab SR in Silver Sky shown with;

- 1 Low profile soft Tonneau Cover. This black vinyl tonneau cover does not require external bungees and installs into the inside of the well-side. Traditional bungee type soft vinyl tonneau covers are available as well.
- 2 Rear Corner Protectors in matt black. These tubular corner protectors provide additional protection to the rear corners of your Hilux. Towbar required for fitment.
- 3 Towing package with towbar, trailer wiring harness, accessory fuse box and towball. Fixed or removable tongue towbars are available. Tow rating will depend on model.
- 4 18" Alloy wheels in matt black. Recommended tyre size is 265/60R18.
- 5 Door handle Scuff Plates are designed to protect the door handle area from scratches and paint damage. Chrome finish to match the vehicle door handles.
- 6 Slim-line Weathershield set provides fresh air into the cabin while keeping the weather out. Supplied in black finish and available for both double and extra cabs. Clear front weathershield options are also available.
- 7 Over fender Wheel Arch garnish. This black textured garnish accentuates the muscular haunches of the wide body fenders.
- 8 Bonnet Protector-dark tint. This acrylic bonnet protector will provide additional protection to the leading edge of the bonnet from road debris. Clear acrylic and clear vinyl film bonnet protectors available too.
- 9 Front Bumper garnish. This metallic grey and silver painted garnish fits around the lower grille opening to provide a distinctive premium style to your Hilux. Not compatible with the Nudge Bar.

Hilux 4WD Extra Cab SR concept vehicle in Graphite shown with;

- 1 Steel 'Premium' Bullbar with steel rope winch package. ANCAP 5 star rated. Bullbar features driving light mounts, dual aerial mounts, improved approach angles and LED indicators.
- 2 Over Fender wheel arch garnish with textured black plastic finish.
- 3 Alloy Load Lid with 'Destroyer' Sportsbar in oasis black finish. Checkerplate alloy lid rated to 200 kg, lockable with with gas struts. Custom side plates, detailing and lighting also shown with this concept vehicle. ABS plastic and fibreglass Hard Lids are also available.
- 4 Fuel Beast 20" x 9" Alloy Wheels with tyres supplied by DTM, available via your local Toyota dealer.
- 5 Towing package with removable tongue towbar with trailer wiring harness, towball and accessories.
- 6 Custom built slide out BBQ for the ultimate entertainers truck featuring 6 burner grill with custom hood, dual gas bottles, twin chilly bins, slide out cutting board and BBQ tools supplied by Utemaster.



FOR MORE IMAGES AND ACCESSORIES VISIT:
toyota.co.nz/hilux

Hilux Accessories



Hilux 4WD Double Cab SR5 in Glacier White shown with;

- 1 Alloy Bullbar for Winch** with nylon rope winch package. ANCAP 5 star rated. Bullbar is made from strong alloy extrusions and has a polished finish. Features driving light mounts, dual aerial mounts and a swing up door behind the number plate to access the winch assembly.
- 2 Clear acrylic Headlight Protectors** help prevent damage to the headlights from road debris.
- 3 Clear acrylic Bonnet Protector** to prevent paint damage to the front edge of the bonnet. Tinted and clear vinyl film options are also available.
- 4 18" Alloy Wheels** in metallic grey finish with polished alloy highlights.
- 5 RhinoRack roof racks, kayak mounts, and bike holder** shown. The full range of RhinoRack roof racks and accessories are available via your local Toyota dealer (Mountain bike and kayak not included).
- 6 Driver's side and Passenger's side weathershields** to allow fresh air into the cabin and keep the weather out.
- 7 Chrome door handle surrounds with scuff plates**, chrome fender garnish, chrome bonnet garnish, and chrome tail-light garnish can be used to individualise your truck.
- 8 T Custom Canopy with liner**. Canopy shown is an ABS plastic canopy with a lift up window. Fibreglass canopies are also available. All T Custom canopies are supplied colour-coded to the vehicle, have an interior light and are lockable. Sliding or lift up windows, vent options and security mesh are available, discuss with your local Toyota Dealer what best suits your needs.
- 9 Towing package** with removable tongue towbar with trailer wiring harness, towball and accessories.
- 10 Stainless steel Rear Protectors** (requires towbar for fitment). Also available in matt black.

Hilux Accessories



Hilux 4WD SR Double Cab Chassis in Graphite shown with;

- 1 **Heavy Duty Steel and Timber Tray**, features dip galvanized steel construction with transtex industrial plywood decking. Designed to survive rugged use in all conditions.
- 2 **Side Rails and Steel Side Step** package to protect the front fenders and sill panels in rough off-road conditions. Steel Side steps can fitted separately.
- 3 **Whispbar HD Roof racks** with aftermarket heavy duty basket. A full range of Whispbar /Yakima roof racks and accessories are available from your local Toyota Dealer.
- 4 **Steel 'Premium' Bullbar**, ANCAP 5 star rated with driving light mounts, dual aerial mounts and LED indicators. Angled wing design gives improved approach angles and tyre clearance. Winch compatible.



Hilux Double Cab SR5 in Olympia Red shown with;

- 1 **Driving light harness and LED driving lights**. Driving lights can be mounted on Bullbars or on the Nudge Bar.
- 2 **Snorkel with ram head**. Designed for unimpeded air flow to the engine and helps prevent water splashing into the air box.
- 3 **Alloy Bullbar (no winch)**, ANCAP 5 star rated, made from strong alloy extrusions with a polished alloy finish. Features driving lights mounts (driving lights supplied separately), and LED indicators.

Hilux exterior colours



040 Glacier White ALL MODELS



8X2 Nebula Blue ALL MODELS



1D6 Silver Sky ALL MODELS



4R8 Inferno SR5 & SR5 LIMITED MODELS



1G3 Graphite ALL MODELS



3T6 Olympia Red N/A SINGLE CAB CHASSIS




218 Eclipse ALL MODELS

HILUX
THE BENCHMARK.
REBUILT.

Hilux interior trim



SINGLE CAB CHASSIS BLACK FABRIC



EXTRA CAB BLACK FABRIC



DOUBLE CAB SR / SR5 BLACK FABRIC



DOUBLE CAB SR5 LIMITED BLACK SYNTHETIC LEATHER

Because Toyota believes in going the extra mile we offer comprehensive support and a great range of products and services for our valued customers.

For more detail please visit: toyota.co.nz



3,000
December 2015
SB361



For more information on fuel consumption ratings and factors that affect fuel economy, please visit: toyota.co.nz/fuel-economy
Every endeavour has been made to ensure text details and specifications contained in this publication were accurate as at 8 December 2015. Toyota New Zealand Limited reserves the right at any time to introduce any changes deemed necessary to improve the models shown or for any other reason. Paint and upholstery colours shown in this brochure may differ from actual colours due to variations in printing processes. Some models shown in this brochure may have optional accessories fitted. For further information contact your nearest Authorised Toyota Dealer. They will be glad to assist. [Production effective August 2015]