



GRANVIA





Granvia provides every passenger with luxury hospitality and comfortable premium seating.

Toyota is dedicated to improving the way we travel by combining the latest in interior comfort, intelligent design and advanced technology, and the Granvia is no exception. The Granvia van offers European inspired styling and premium comfort along with a high level of safety features to move people in style.

With its focus on providing supremely comfortable, first-class transport, the Granvia has eight seats, allowing for a spacious interior cabin. Featuring a rear cabin with four individual reclining and sliding captain’s seats with armrests and a fourth row with a 60:40 split two-seater bench seat, all passengers will be able to travel in luxurious style.

The Granvia marries the spaciousness and comfort of a premium people mover with Toyota Safety Sense driver assistance features, to keep you and your passengers safe. Other safety features include Blind-Spot Monitor, Rear Cross-Traffic Alert, Trailer Sway Control, front and rear parking sensors, a reversing camera with dynamic guidelines, 4 ISOFIX and 4 tether anchor points and a tyre pressure warning system. Whether you are transporting guests, corporate clients or the family, the Granvia will get you there safely in style and comfort.




KEY FEATURES



17" ALLOY WHEELS



SMART ENTRY & PUSH BUTTON START



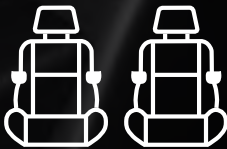
7" TOUCHSCREEN AUDIO WITH SATELLITE NAVIGATION & REVERSING CAMERA



DIGITAL REAR VIEW MIRROR



AUTOMATIC RAIN SENSING FRONT WINDSCREEN WIPERS



2ND & 3RD ROW CAPTAIN SEATS



DUAL SLIDING POWER SIDE DOORS

GRANVIA

PERFORMANCE & DESIGN



The Power to Move You in Style

Travel from pick up to drop off in no time, with a 2.8L turbo diesel engine and 130kW of power. The 6-speed automatic transmission means the Granvia is a breeze to drive and passengers enjoy a smooth journey. Save on fuel with the Stop & Start system, which reduces fuel consumption by stopping the engine at lights or in congested traffic. A 70L fuel tank ensures the Granvia can travel a far distance, which means you don't have to refill the tank often.

Arrive in style with the Granvia's distinct look. Impress customers when you pick them up with the premium design features of the Granvia, from its chrome grille to the highly sophisticated and distinctive headlight design that adds visual impact to the front of the van.

Activate the large power sliding doors with the touch of a button to give your guests the best customer service. With sliding doors on both sides of the Granvia, passengers have easier access to enter and exit away from traffic.



2.8L TURBO DIESEL

POWER / TORQUE
130kW / 450Nm

TRANSMISSION
6-speed
Automatic

FUEL CONSUMPTION (COMBINED)*
8.0L/100km

CO₂ EMISSIONS (COMBINED)*
211g/km

BRAKED TOWING CAPACITY
1,500kg

* Fuel consumption as per ADR 81/02
(combined cycle) and emissions as per
ADR 79/04 & ADR 30/01 (combined cycle)

GRANVIA

SAFETY



Luxury comfort, distinctive design and a 5-Star ANCAP safety rating makes the Granvia a first-class people mover. With a comprehensive suite of active safety systems that provide driving assistance and reduce the impact of an accident, the driver and their passengers can rest assured.



Toyota Safety Sense is a package of active safety systems designed to keep you and your passengers protected, wherever you are.

Granvia features Lane Departure Alert with Yaw Assist Function. It also provides Dynamic Radar Cruise Control (DRCC), while Road Sign Assist (RSA) and Automatic High Beam (AHB) will allow you to focus more easily on the road ahead.

*refer to last page



Pre-Collision System with Autonomous Emergency Braking, and Vehicle, Pedestrian and Cyclist Detection

The Pre-Collision System uses a radar sensor and a camera to determine whether a frontal collision with another vehicle, pedestrian or cyclist is imminent. If the system detects a frontal collision may occur it will warn you with an audio and visual alert to urge you to take evasive action. It then prepares the Brake Assist system to provide maximum braking assistance and if you do not brake in time it may also automatically apply the brakes to help you avoid the collision or reduce the speed of the impact.



Dynamic Radar Cruise Control

Dynamic Radar Cruise Control operates when the vehicle speed exceeds approximately 40km/h and maintains an adjustable vehicle-to-vehicle distance by automatically accelerating up to a set speed or decelerating your vehicle to match the speed changes of the vehicle ahead without having to use the accelerator or brakes.



Lane Departure Alert function with Yaw Assist Function

Lane Departure Alert is designed to reduce the possibility of an accident due to your vehicle unintentionally drifting out of its lane. The system recognises visible white and yellow lane markings and if it detects the possibility of lane departure, will urge you to steer back into the lane using a warning buzzer and a visual display. The system can also provide assistance by applying a small braking force for a short time to help the driver keep the vehicle in its lane. If the system detects the vehicle is swaying (or wandering) within its lane, which is often the result of a driver who is tired, distracted or not looking ahead, a warning buzzer sounds and the decrease in attention is shown using a display on the dash.



Automatic High Beam

Automatic High Beam is designed to help improve forward visibility when driving at night by making maximum use of the high beam headlights. The system uses a camera to detect the headlights and taillights of vehicles ahead, or bright environments such as city streets, and automatically switches between high beam and low beam as required to avoid dazzling other drivers.



Road Sign Assist

Road Sign Assist monitors road speed signs using a camera and then displays the current speed limit to the driver via the Multi-Information Display. The system can be configured to provide an audio and/or visual alert if the vehicle speed exceeds a designated threshold above the posted limit.

OTHER STANDARD SAFETY FEATURES



BLIND SPOT MONITOR




VEHICLE STABILITY CONTROL



HILL-START ASSIST CONTROL



EMERGENCY STOP SIGNAL



TRACTION CONTROL

INTERIOR & TECHNOLOGY



A New Level of Sophistication

Every detail of the Granvia interior has been considered to create a spacious and tech-friendly environment, to keep the modern-day family and travellers comfortable. The Granvia offers passengers a personalised journey with reading lights and adjustable air conditioning. Four reading lights, with the functionality to adjust brightness, allows passengers to read while on the go at any time of the day or night. Additional interior ambient lighting illuminates the cabin, perfect for relaxing. Passengers can adjust the cabin air temperature to their preference using climate control, and no matter where they sit, your passengers will be able to keep their device charged with six rear USB ports.

Drivers can reach all controls from the comfort of their seat. Navigating is easy with the 7 inch touchscreen with satellite navigation and SUNA Traffic Channel (only available in some regions). Keep passengers entertained with 6 speakers and Bluetooth connection for music. Drivers can stay connected with hands free calling and Mobile Assistant. Plus, when the rear view is blocked with passengers, use the digital rear view mirror to see out the back of the Granvia. The camera captures the traffic behind the Granvia and displays on the rear view mirror. This provides drivers with a clear view which helps when driving and changing lanes.



GRANVIA

COLOURS & TRIM



Crystal Pearl 070



Silver Pearl 1F7



Graphite 1G3



Ebony 202



Black Fabric

GRANVIA SPECIFICATIONS

MECHANICAL SPECIFICATIONS	Engine: 2.8 litre 4 cylinder in-line Turbo Diesel engine, 16 valve Double Overhead Cam (DOHC). Max power of 130kW @ 3400rpm. Max torque of 450Nm @ 1600 - 2400rpm; common rail direct injection system
	Fuel tank capacity is 70 litres. Fuel consumption: 8.0L/100km* (ADR 81/02 combined)
	Diesel Particulate Filter (DPF). Exhaust emssions: 211g/km* (ADR 79/04 & ADR 30/01 combined)
	Transmission: 6-speed automatic transmission, rear wheel drive; automatic Limited Slip Differential; Stop & Start system
STEERING, BRAKES, SUSPENSION	Wheels: 17" alloy wheels machined finish with black coating
	Tyre size: 235/60R17; full size spare wheel
	Brakes: Front and rear ventilated discs
	Suspension: Front - MacPherson strut with stabiliser bar. Rear - 4-Link with coil spring, stabiliser bar. Pitch and Bounce control
EXTERIOR FEATURES	Hydraulic rack & pinion power steering; 3.69 turns lock to lock; turning circle (body) 11.8m
	Front Design: Body coloured painted bumper, black upper grille with chrome accents, lower grille with chrome accents
	Side design: Chrome plated door handles, body coloured lower door moulding with chrome accents. Power sliding left & right side doors, chrome outside heated rear view mirrors with power adjustment and auto folding
	Rear design: Body coloured painted bumper with chrome accents, chrome plated tailgate garnish. Upper spoiler, single exhaust
INTERIOR FEATURES & CONVENIENCE	Headlights: Auto levelling LED headlights with Automatic High Beam and auto on/off, headlight washers. LED Daytime Running Lights, LED indicators and LED fog lights
	Rear Lighting: LED rear combination lights
	Windscreen wipers: rain sensing front wipers, rear intermittent wiper
	Seating capacity: 8
AUDIO & CONTROLS	Seating: Manually adjustable driver and passenger luxury type seats, with driver's seat height adjustment; 2nd & 3rd row separate captain style seats with flip-up armrests, manual adjustment; 4th row 60/40 split with tip-up function
	Interior trims: Black Tricot fabric seats. Black resin with gloss black & satin chrome ornamentation. Soft touch meter hood
	Air conditioning: Dual Zone (front & rear) automatic climate control and a clean air filter. Rear control panel, rear cooler, rear heater, rear window defogger
	Steering wheel and controls: 4-spoke leather steering wheel with controls for audio, phone, Multi-information Display, voice recognition, Dynamic Radar Cruise Control, Lane Departure Alert, Adjustable Speed limiter. Tilt and telescopic adjustment
SAFETY AND SECURITY	Driver and front passenger resin step cover; left and right sliding side door step covers with illumination
	Storage: Lockable glovebox, overhead sunglass holder, centre console box with tray. 14 x cup holders & 4 x bottle holders
	Front power windows with one touch auto up/down with anti-jam function
	Smart entry and push button start
DIMENSIONS	Combination meter: Optiton two ring style with speedometer, tachometer, fuel gauge
	Multi-Information Display (MID): 4.2" TFT colour display showing digital speedometer, range, outside temperature, current & average fuel consumption, ECO indicator, Lane Departure Display, compass, audio, trip distance & elapsed time, tyre pressure monitor system
	7" touchscreen display, radio with single disc CD player, 6 speakers, Bluetooth handsfree phone capability and audio streaming, voice recognition; mobile assistance function for using Apple Siri or Google Now; SMS and email capability. 1 x Auxiliary jack, 2 x 12V accessory power outlets, 1 x USB input and 6 x USB rear charging ports. Windshield DAB antenna & short pole roof antenna. Satellite Navigation with SUNA Traffic Avoidance System (traffic information available only in some regions)
	5-Star ANCAP 2019 safety rating
DIMENSIONS	Toyota Safety Sense: Pre-Collision System with Autonomous Emergency Braking for vehicles, pedestrians (day & night) and cyclists (day only); Lane Departure Alert with Yaw Assist Function (Brake Control), Vehicle Sway Warning, Dynamic Radar Cruise Control, Automatic High Beam, Road Sign Assist
	9 airbag system: Driver's front, knee and side; front passenger front and side, front curtain shield x 2, 2nd & 3rd row curtain x 2
	Anti-lock Braking System, Brake Assist, Secondary Collision Brake, Emergency Stop Signal; Adjustable Speed Limiter
	Drive Start Control; Traction Control; Vehicle Stability Control (VSC on/off switch); Hill-start Assist Control; Trailer Sway Control
DIMENSIONS	Blind Spot Monitor, Rear Cross Traffic Alert
	Reversing camera with dynamic guidelines displayed in the audio display; 2 x front & 4 x rear parking sensors
	Seatbelts: Front - 2 x 3-point seatbelts with Emergency Locking Retractors, Pre-Tensioners and Force Limiters, adjustable anchors; 2nd row - 2 x 3-point seatbelts with Emergency Locking Retractors, Pre-Tensioners and Force Limiters; 3rd & 4th row - 2 x 3-point seatbelts with Emergency Locking Retractors. 4 x ISOFIX and 4 x Tether Anchors
	Seatbelt warning: Front and rear seat warning light and buzzer
DIMENSIONS	Engine Immobiliser and siren alarm
	Overall length / width - mirrors folded / height (mm)
	5300 / 1970 / 1990
	Wheelbase (mm)
DIMENSIONS	3210
	Kerb weight minimum / maximum (kg)
	2660 / 2745
	Gross Vehicle Weight (kg)
DIMENSIONS	3500
	Towing capacity braked / unbraked (kg):
	1500 / 400
	Maximum Payload (kg) - Payload figures are nominal and will vary depending on options, accessories, etc. & actual kerb weight.
DIMENSIONS	755

Every new vehicle comes with added Toyota Driveaway Value*. This value package includes all on-road costs - full tank of fuel, 1 year registration, 1,000km Road User Charges (if applicable) and genuine floor mats. Plus, up to: 5 years warranty | 5 years roadside assistance | 5 years WOF coverage | 5 years capped price service coverage *TERMS AND CONDITIONS APPLY

Because Toyota believes in going the extra mile we offer comprehensive support and a great range of products and services for our valued customers. VISIT: toyota.co.nz | CALL: 0800 TOYOTA