












LIMITED BLACK & RED LEATHER ACCENTED SEATS

TOYOTA SAFETY SENSE

GXL & LIMITED - SATELLITE NAVIGATION
LIMITED - 11 SPEAKER JBL PREMIUM AUDIO

FORTUNER SPECIFICATIONS

	GXL	LIMITED	
MECHANICAL SPECIFICATIONS	2.8 litre 4 cylinder in-line Turbo-Diesel engine, 16 valve Double Overhead Cam (DOHC). Max power of 130kW @ 3400rpm. Max torque of 450Nm @ 1600 - 2400rpm; common rail direct injection system	•	•
	Fuel consumption L/100km (combined ADR 81/02); CO ₂ emissions g/km (combined ADR 79/04 & ADR30/01); EURO 5 rating. Fuel tank capacity of 80 litres	8.6L / 228g	8.6L / 228g
	6-speed automatic transmission with sequential shift, ECO and power modes, Automatic Disconnecting Differential; rear differential lock; 2WD / 4WD switch	•	•
STEERING, BRAKES & SUSPENSION	Hydraulic power-assisted rack and pinion steering. Minimum turning circle / turns lock to lock	11.6 / 3.3	11.6 / 3.3
	Brakes: Front ventilated disc; Rear ventilated disc. Centre floor lever handbrake	•	•
	Suspension: Front - double wishbone independent front suspension with coil springs. Rear - 4 link rigid axle with lateral control rod and coil springs; front and rear stabiliser bars	•	•
EXTERIOR FEATURES	17" silver alloy wheels with 265/65 R17 all terrain tyres. Full size steel spare wheel	•	
	18" silver alloy wheels with 265/60 R18 highway tyres. Full size alloy spare wheel		•
	Front design: Body coloured front bumper; front towing hook; chrome upper front grille	•	•
	Side design: Black alloy side steps; chrome plated exterior door handles; black resin wheel arches; front and rear mudflaps; body coloured electric exterior rear view mirrors with indicator lights, electric folding function and puddle lights	•	•
	Rear design: Body coloured rear bumper; rear towing hook; charcoal painted roof rails; rear roof spoiler	•	•
	Bi-beam LED headlights with auto on/off, auto levelling; LED Daytime Running Lights (DRL); LED front fog lights	•	•
	Green tinted windscreen with top shade, green tinted front side, rear side and back door privacy glass	•	•
	Variable intermittent washer linked front windscreen wipers with mist function; rear intermittent windscreen wipers	•	•
INTERIOR FEATURES & CONVENIENCE	Climate control air conditioning with clean air filter; air conditioned upper glovebox	•	•
	Large Multi-Information Display (MID) including compass, outside temperature, average fuel consumption, current fuel consumption, ECO score & savings	•	•
	Instrument panel: Black & Brown synthetic leather with silver accents	•	
	Instrument panel: Black & Red synthetic leather with red stitching and silver accents		•
	Driver's seat: Height adjustment	•	•
	Separate front seats with manual slide and recline functions; height adjustable front headrests	Brown fabric	
	Separate front seats with seat heaters, driver power slide, recline, height and tilt functions; passenger power slide and recline and tilt, manual height adjustable front headrests;		Black & Red leather accents / Red stitching
	2nd row seats: 60/40 split with one-touch tumble function; 3 x height adjustable headrests; 3rd row seats: 50/50 split seats with easy-up side stow function; 2 x height adjustable headrests		
	Black genuine leather 4-spoke steering wheel, black woodgrain look with audio, phone, 4-way Multi-Information Display switches, paddle shifters; voice recognition; cruise control stalk; manual tilt and telescopic adjustment; genuine leather and chrome gear knob	Silver stitching & Brown woodgrain look	Red stitching & Black woodgrain look
	Interior floor covering: needle punch carpet; driver's heel pad	•	•
	Accessory power outlets	3 x 12V; 1 x 220V	3 x 12V; 1 x 220V
	Storage: centre console box; lockable lower glovebox; air-conditioned upper glovebox; sunglass holder; 6 cup holders and 6 bottle holders	•	•
Smart key entry and push button start; power windows with all window one-touch auto up/down functions	•	•	
Front personal lights; door operated interior room light with door ajar; key and headlight reminder warning systems	•	•	
AUDIO & CONTROLS	6 speaker audio system with radio, CD player, Bluetooth handsfree phone capability with audio streaming, voice recognition; USB and AUX; shark fin antenna	•	
	11 speaker JBL premium audio system with radio, CD player, Bluetooth handsfree phone capability with audio streaming, voice recognition; USB and AUX; shark fin antenna		•
	7" touch screen display: Satellite Navigation with SUNA Traffic Channel (traffic information available only in some regions)	•	•
SAFETY AND SECURITY	5-star ANCAP 2019 safety rating	•	•
	Toyota Safety Sense: Pre-Collision System with Autonomous Emergency Braking for vehicles and pedestrians (daytime & nighttime) and cyclists (daytime only), Lane Departure Alert with Yaw Assist Function, Vehicle Sway Warning, Dynamic Radar Cruise Control, Road Sign Assist	•	•
	Anti-lock Braking System, Brake Assist, Electronic Brake-force Distribution, Emergency Stop Signal, Hill-start Assist Control, Active Traction Control, Trailer Sway Control, Vehicle Stability Control (VSC), Downhill Assist Control	•	•
	Driver and front passenger, driver's knee, front seat side, front and rear curtain shield airbags	•	•
	Reversing camera with static guidelines; 2 x rear parking sensors	•	•
	2 x 3 point ELR front seat belts with Pre-Tensioners and Force Limiters, adjustable seat belt anchors; 2 x 3 point ELR outer rear seat belts with Pre-Tensioners and Force Limiters, 1 x 3 point ELR centre rear seat belt 2nd row; 2 x 3 point ELR outer rear seat belts 3rd row	•	•
	2 x ISOFIX & 3 x Tether Anchors	•	•
Immobiliser and alarm	•	•	
DIMENSIONS	Overall length / width / height (mm)	4795 / 1855 / 1835	4795 / 1855 / 1835
	Overall wheelbase (mm)	2750	2750
	Seating capacity	7	7
	Ground clearance (between front and rear axles) / maximum wading depth - still water at less than 10kph (mm)	279 / 700	279 / 700
	Approach angle / departure angle ²	30 / 25	30 / 25
	Gross vehicle weight (kg)	2750	2750
	Kerb weight - min / max (kg)	2125 - 2160	2135 - 2165
	Towing capacity - unbraked / braked (kg)	750 / 2800	750 / 2800

EXTERIOR COLOURS & INTERIOR TRIM	Glacier White 040	Crystal Pearl CRYSTAL SHINE 070	Silver Sky METALLIC 106	Graphite MICA 1G3	Eclipse MICA 218	Cosmic Brown METALLIC 4W9	Nebula Blue METALLIC 8X2	GXL BROWN FABRIC	Limited BLACK & RED LEATHER ACCENTED
									

Because Toyota believes in going the extra mile we offer comprehensive support and a great range of products and services for our valued customers.

VISIT: toyota.co.nz | CALL: 0800 TOYOTA



TOYOTA
Believe

* Fuel consumption as per ADR 81/02 (combined cycle) and emissions as per as per ADR 79/04 & 30/01 (combined cycle) are tested in a controlled environment. These figures are for comparison purposes only between other makes and actual fuel consumption may vary under real world driving conditions. Fuel consumption will vary depending on many factors including driving conditions/style, vehicle usage, condition and options/accessories fitted. Every endeavour has been made to ensure text details and specifications contained in this publication were accurate as at 10 January, 2020. Toyota New Zealand Limited reserves the right at any time to introduce any changes deemed necessary to improve the models shown or for any other reason. Paint and upholstery colours shown in this brochure may differ from actual colours due to variations in printing processes. Some models shown in this brochure may have optional accessories fitted. For further information contact your nearest Toyota Store. They will be glad to assist. [Production effective August 2019]

January
2020
SB439