



**TOYOTA**  
*Believe*

# ***COROLLA***

**WAGON**



COROLLA WAGON IN SILVER PEARL

The Corolla Wagon is big on all the important things; safety, fuel efficiency, space and technology, comfortably adapting to your home or work needs. Offering peace of mind driving, the proven and reliable Corolla Wagon quickly converts from carrying passengers, to cargo and back again.

# COROLLA



COROLLA WAGON IN TIDAL BLUE



COROLLA WAGON IN TIDAL BLUE



COROLLA WAGON IN SILVER PEARL



FRONT WHEEL DRIVE

**1.5L PETROL**  
CONTINUOUSLY  
VARIABLE  
TRANSMISSION



FRONT WHEEL DRIVE

**1.5L PETROL**  
MANUAL  
TRANSMISSION

## Practical power

The Corolla Wagon is powered by a 1.5-litre petrol engine and offers improved fuel efficiency, meaning practicality is also economical. It delivers combined fuel economy of 5.68 litres/100km\* for the 5-speed manual model and 4.34 litres/100km\* combined fuel economy for the Continuously Variable Transmission (CVT) model. The CVT model also benefits from ECO technology, including fuel saving Stop & Start functionality.

## Choose your transmission

The Corolla Wagon gives you the choice of two transmissions. Toyota's proven five-speed manual transmission provides optimum control of ratios, while the smooth Continuously Variable Transmission (CVT) helps ensure best possible fuel economy and comes with integrated Start and Stop functionality.

Under this system, when the Corolla Wagon comes to a halt at an intersection, the engine automatically stops in order to help save fuel and mitigate exhaust emissions. Once the brake is released the engine seamlessly starts again, allowing the driver to continue on their journey.

## Features that make a difference

The Corolla Wagon is packed with functionality, making it a fantastic family car and an equally fantastic work tool. Whether you are a small business owner or a busy parent with a lot of around-town running to do each day, the practical Corolla Wagon remains economical, easy to drive and reliable to own.

## Exterior - proportioned for practicality

The Corolla Wagon sports great looks both inside and out.

A distinctive front grille split between chrome accents above and piano black below encases halogen headlights; while the rear spoiler adds to the appeal of this trusted model.

## Interior - big on comfort


For an interior to be practical, it also has to be comfortable and durable. Supportive seats featuring black fabric are complimented by a textured leather grain-style instrument panel trim.

The spacious cabin includes large upper and lower twin glove boxes, bottle holders in all doors and a centre console with cup holders. A retractable and removable tonneau cover can keep items out of sight in the rear, or if preferred they can be stored in the storage box under the luggage area floor.

With more interior room to go around, the Corolla Wagon provides rear passengers with ample leg room, while cargo capacity still equates to 407-litres, extending to 872-litres once the rear seats are folded down.

A quick flick using the one-touch remote release will fold down the 60:40 split rear seating flat, to allow for additional loads.

\*Fuel consumption and CO<sub>2</sub> emissions will vary depending on driving conditions/style, vehicle condition and options/accessories fitted. JC08 (combined) / Japan 09 / Article 31.



COROLLA WAGON IN SILVER PEARL



COROLLA WAGON IN TIDAL BLUE




Corolla Wagon exterior colours

Glacier White  
040



Silver Pearl METALLIC  
1F7



Ink MICA  
209



Tidal Blue METALLIC  
8T7




Cherry  
3P0



Corolla Wagon interior trim

Black Fabric  
WITH GREY DOT  
ACCENT CENTRE  
SECTIONS



Created for comfort, the supportive seating in the Corolla Wagon features high grade black seat fabric with grey dot accents.



There is a variety of technology onboard to add convenience to your drive, including Bluetooth hands-free phone, voice recognition and audio streaming capability, a USB input, auxiliary jacks and iPod control.



Thanks to 60:40 split rear folding seats, you can load long or awkwardly shaped items. With the help of a clever one-touch fold down mechanism, you can stow and go quickly and easily.



The Corolla Wagon offers excellent head, shoulder and leg room in the rear. If you have large loads to shift, folding the entire back seat down gives you 872-litres of space to fill.



Child seats can be secured in the rear with two ISO fixing points and two tether anchors.

## Safety is a priority

Occupants are protected by driver, front passenger, side and curtain shield airbags. Whiplash Injury Lessening (WIL) front seating is also provided and all five seating positions have 3-point seat belts fitted with ELR function.

The Corolla Wagon also comes with Vehicle Stability Control (VSC) and Traction Control (TRC).

These preventative technologies work by restoring control to the vehicle. In the event of the vehicle starting to skid, each wheel is braked individually, power is adjusted and torque is applied to the steering wheel. Wheel spin is also limited during acceleration.

An emergency stop signal is also included with the Corolla Wagon, which activates in the event of particularly hard braking; rapidly flashing hazard lights serve as a warning to following motorists of a potential incident ahead.



Corolla Wagon occupants are protected with driver and passenger front, front seat side and front/rear curtain shield airbags.

# COROLLA WAGON SPECIFICATIONS

		COROLLA GX WAGON	
		MANUAL	CVT
MECHANICAL SPECIFICATIONS	Engine description	1.5 Litre 4 cylinder petrol engine, Double Overhead Cam (DOHC) design with Variable Valve Timing-intelligent (VVT-i)	1.5 Litre 4 cylinder petrol engine, Double Overhead Cam (DOHC) design with Variable Valve Timing-intelligent (VVT-iE) and Stop / Start
	Maximum power	80kW at 6000rpm	80kW at 6000rpm
	Maximum torque	138Nm at 4400rpm	136Nm at 4400rpm
	Fuel type	91 octane fuel (or higher) is required Fuel tank capacity is 42 litres	
	Fuel consumption (JC08 combined) / CO <sub>2</sub> emissions (Japan 09 / Article 31)	5.68L/100km / 132g/km	4.34L/100km / 101g/km
	Transmission	5-speed manual front wheel drive	Continuously Variable Transmission (CVT) front wheel drive
STEERING BRAKES SUSPENSION	Steering - Electronic Power Steering (EPS)	•	•
	Brakes - Front - Power-assisted ventilated disc. Rear - Power-assisted drums	•	•
	Anti-lock Braking System (ABS), Brake Assist (BA) and Electronic Brake-force Distribution (EBD); Brake Override System (BOS)	•	•
	Suspension - Front - MacPherson strut with coil spring and stabiliser bar; Rear - Torsion beam with coil spring	•	•
	Wheels - Design and size (full size spare wheel)	15" steel wheels with silver full wheel covers	
EXTERIOR FEATURES	Front design - Body coloured front bumper with chrome horizontal upper grille, black horizontal lower grille with black fog light covers	•	•
	Rear design - Body coloured rear bumper and rear upper spoiler; horizontal design rear tail lights; rear spoiler mounted LED high stop light	•	•
	Headlights - Halogen with manual headlight levelling	•	•
	Exterior mirrors - Body coloured top section, black lower section with electric adjustment and retract functions with indicator lights	•	•
	Pagoda roof design - Roof moulding with v-shaped grooves designed to enhance aerodynamics	•	•
	Aero stabilising fins - Front of exterior rear view mirrors and on rear combination lights	•	•
	Windscreen wipers with variable intermittent and mist functions; rear windscreen wiper	•	•
INTERIOR FEATURES & CONVENIENCE	Smart entry and start system; driver, front passenger and rear door smart key sensors		•
	Seat material - Black fabric with grey dot accent centre sections	•	•
	Air conditioning - Manual with large dial type controls. Clean air filter	•	•
	Power windows - All doors with one-touch auto up/down and anti-jam safety function	•	•
	Front seats - Drivers and passenger slide and recline, drivers vertical height adjustment, headrests with manual adjustment	•	•
	Rear seats - Centre arm rest, remote folding function with release levers in luggage compartment, 60/40 split folding with recline	•	•
	Steering Wheel - 3-spoke soft moulded finish urethane, manual tilt and telescopic	•	•
	Gear lever - Soft PVC	•	•
	Luggage area - Carpet moulded panels and deck boards, luggage area light and two luggage area hooks. Under floor storage compartments and retractable/removable telescopic tonneau cover	•	•
	Key set - Wireless central door locking remote with lock/unlock buttons	•	•
	Storage - Centre console storage box, upper and lower glove boxes, front and rear door pockets with 500ml bottle holders, 2 front cup holders with removable divider; passenger seat back pocket	•	•
Door scuff plates - black resin	•	•	
AUDIO & CONTROLS	Radio with CD player, audio input jack, USB port, voice recognition, Bluetooth hands-free phone capability and audio streaming. Green illumination and 4 speakers	•	•
	Multi-Information Display (MID) - 2" LCD display with digital clock, outside temperature, digital trip meter, current and average fuel consumption, cruising range; shift position indicator on CVT model	•	•
	Combination meter - Analogue 3 gauge style with chrome rings, black triangle patterned detail and red needles, speedometer, tachometer, and digital trip meters. ECO lamp, stop and start indicator (CVT only)	•	•
SAFETY FEATURES	6 Airbags - Driver and passenger front, front seat side and front/rear curtain shield	•	•
	Front seatbelts - 3-point ELR with pre-tensioners and force limiters. Rear seatbelts - 3-point ELR outer belts with pre-tensioners and force limiters. Centre 3-point ELR with stow-away function. Child seat fixing points - 2 tether anchors and 2 ISO fixings	•	•
	Child proof rear door locks	•	•
	Whiplash Injury Lessening (WIL) front seat design	•	•
	Vehicle Stability Control (VSC), Traction Control (TRC) with on/off switch; Hill Start Assist Control (HAC)	•	•
	Emergency stop signal (ESS)	•	•
	Engine immobiliser		•
	Clutch Start System	•	
DIMENSIONS	Overall length / width / height:	4400mm / 1695mm / 1475mm	
	Wheelbase:	2600mm	
	Seating capacity:	5	
	Luggage capacity - Rear seats up/down:	407L / 872L	
	Luggage compartment - Length (rear seats up-down) / width/height:	970-2025mm / 850mm / 795mm	
	Gross vehicle weight:	1525kg	1545kg
	Kerb weight - Minimum / maximum:	1105kg - 1135kg	1125kg - 1155kg

Because Toyota believes in going the extra mile we offer comprehensive support and a great range of products and services for our valued customers.

For more detail please visit: [toyota.co.nz](http://toyota.co.nz)



\*Fuel consumption and CO<sub>2</sub> emissions will vary depending on driving conditions/style, vehicle condition and options/accessories fitted. JC08 (combined) / Japan 09 / Article 31. For more information on fuel consumption ratings and factors that affect fuel economy, please visit: [toyota.co.nz/fuel-economy](http://toyota.co.nz/fuel-economy)

Every endeavour has been made to ensure text details and specifications contained in this publication were accurate as at 8 September 2015. Toyota New Zealand Limited reserves the right at any time to introduce any changes deemed necessary to improve the models shown or for any other reason. Paint and upholstery colours shown in this brochure may differ from actual colours due to variations in printing processes. Some models shown in this brochure may have optional accessories fitted. For further information contact your nearest Authorised Toyota Dealer. They will be glad to assist. [Production effective March 2015]

1,000
September 2015
SB349