

TOYOTA | Believe

60 YEARS OF LAND CRUISER


FJ CRUISER

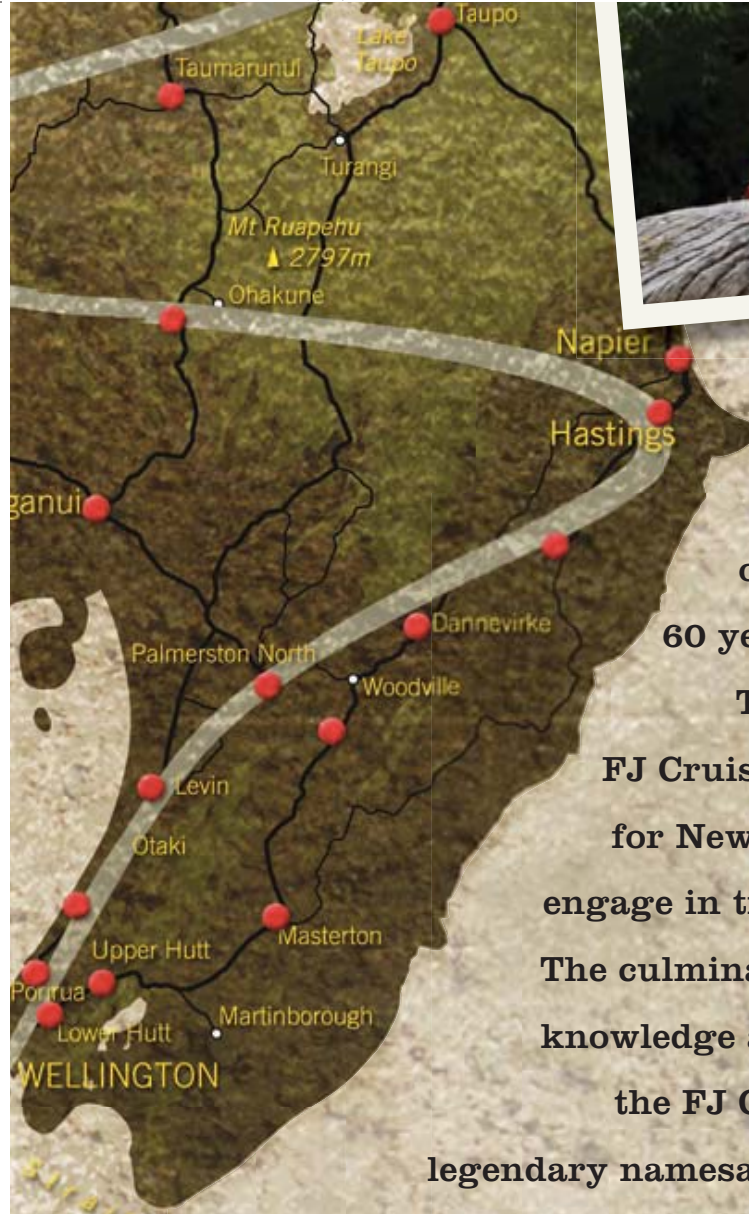
TOP TO BOTTOM

OFF ROAD



FJ Cruiser in Super Nova





FJ CRUISER

The spiritual successor to the original FJ40 returns, infused with 60 years of Land Cruiser 4WD heritage.

The legend continues in the form of FJ Cruiser. Now with a totally new attitude for New Zealand, FJ Cruiser is equipped to engage in true urban and off-road adventures. The culmination of over a half century of 4WD knowledge and steady advances in technology, the FJ Cruiser is as tough and ready as its legendary namesake but with some tricks of its own.



FJ CRUISER IN CEMENT

INTERIOR The FJ Cruiser is built the same on the inside as it is out - a tool-like utility that

INTERIOR The FJ Cruiser is built the same on the inside as it is out - a tool-like utility that can be seen, felt and experienced in the stylish appearance of the body coloured instrument panel, the wide use of water repellent materials and the large, flexible cargo area.

At the same time, the FJ Cruiser brings its share of comfort, convenience and just plain cool features and functions to the table - including a unique dash with built-in compass, outside temperature display and inclinometer. The truly impressive eight speaker audio system includes technologically advanced 'Exciter' speakers in the ceiling, giving passengers an incredible acoustic cabin experience.

The durable, water-repellent and breathable five-layer upholstery for the front and rear seats allow for easy wipe down. The back of the rear seats also have a hard covering to fight dirt and unruly cargo.



Body coloured instrument and door panels enhance the bold FJ Cruiser style. The audio has a USB connection plus Bluetooth handsfree phone and audio capability. Below the audio unit there is an Auxiliary connection and a second USB connection.



Water repellent seat material and rubber floor covering make the FJ Cruiser fit for any purpose.



The FJ Cruiser is a moderately sized 4WD but is 'big' on the inside. It's easy to reach the back seats with wide opening rear access doors.



Eight tie-down hooks in the rear help keep cargo secure when playing in the rough.

POWER AND GRUNT The FJ Cruiser's V6 has the torque to get you moving, the power to keep you going and the rugged drive train delivers maximum effect when and where it's needed. That's what the great outdoors demands and what FJ Cruiser supplies - by the truck load.

The 4.0 litre V6 petrol engine delivers a impressive 200kW of power and 380Nm of torque. This performance is transferred to the wheels through a five-speed electronically-controlled automatic transmission.

The combination of a Double Wishbone front suspension and rigid rear axle with coil springs gives you ultimate comfort on-road and greater performance off-road.



FJ Cruiser's rear access doors open wide - almost 90° for easy entry, exit, or loading and unloading.



An easily accessed full sized spare wheel means you don't have to crawl under your truck in 60cm of mud to get at it.

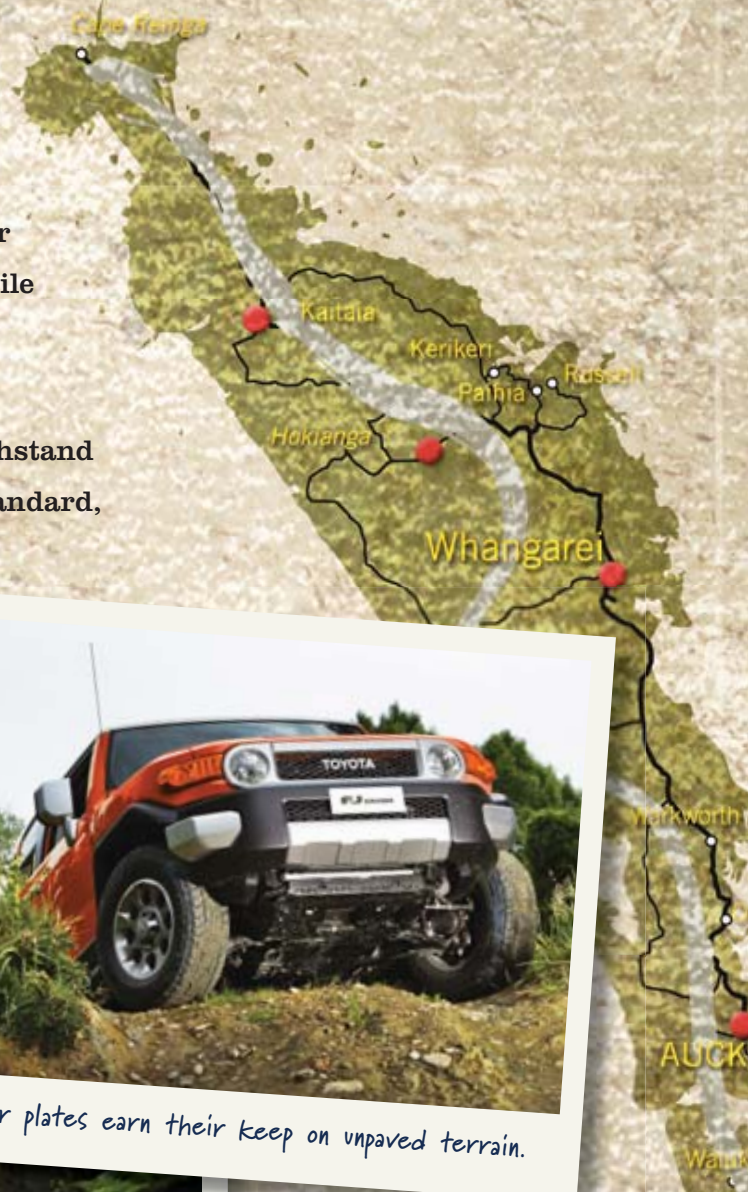


DRIVING PERFORMANCE Think of what New Zealand's


EXTERIOR The distinctive white roof, over fenders, quarter windows that wrap around the rear, circular headlights that are tied into the front grille area and the wide upright windshield, are all classic styling features of the FJ40 that have been captured in the bold exterior of the new FJ Cruiser.

The nature of off-road driving means greater demands are placed on the body than the average vehicle. To help make the body rigid, the FJ Cruiser uses specially placed reinforcements and high-tensile strength sheet steel. The FJ Cruiser's wheel wells have a thick PVC coating for extra protection.

The undercarriage of FJ Cruiser is designed to withstand offroad adventures. Three protector plates come standard, providing a safe haven for the radiator, power steering rack, engine and transfer case.



Protector plates earn their keep on unpaved terrain.



Three front windscreen wipers help maximise visibility in the worst conditions.

DRIVING PERFORMANCE Think of what New Zealand's great outdoors can throw your way and be assured the FJ Cruiser has what it takes to help get you up, over, through, or around virtually any obstacle.

The FJ Cruiser has a part-time 4WD system so it can operate in 2WD for improved fuel economy. When anticipating off-road conditions, shifting the two-speed transfer case into 4WD will split the power evenly between the front and rear wheels. Then, low range can be selected for when the going gets tough.

When the going gets tougher, the Active Traction Control (A-TRC) system uses quick-thinking computer-controlled braking to control each wheel independently and distribute power to where it's needed most.

Also standard is a rear differential lock, which when locked, will distribute power evenly to both rear wheels.



With Active Traction Control and locking rear diff nothing much will stand in FJ Cruiser's way.

FJ Cruiser SPECIFICATIONS & EQUIPMENT

The 4.0 litre 1GR-FE V6 petrol engine is a 24 valve DOHC (Double Overhead Cam) design with DVVT-i (Dual Variable Valve Timing-intelligent). Maximum power of 200kW is produced at 5600rpm and maximum torque is 380Nm at 4400rpm. Electronic fuel injection system. 95 octane petrol is recommended. Fuel tank capacity is 72 litres.

5 speed Electronically Controlled automatic Transmission (ECT) with Artificial Intelligence (AI) and lock-up torque converter. Part time 4WD with high-low ratio, Automatic Disconnecting front Differential (ADD) and rear differential lock.

Fully independent double wishbone front suspension with coil springs and stabiliser bar; rigid rear axle with coil springs and stabiliser bar.

Engine speed sensitive power assisted rack and pinion steering. Turning circle 12.4m with 2.7 turns lock to lock.

Braking is by power-assisted ventilated front and rear disc brakes. Anti-lock Braking System (ABS) with Brake Assist (BA), Electronic Brake-force Distribution (EBD), Active Traction Control (A-TRC) and Vehicle Stability Control (VSC). Centre floor lever parking brake.

7.5J x 17" alloy wheels with 265/70 R17 steel belted radial ply tyres. Full size alloy spare wheel with hard cover.

Wave reflector halogen headlights with auto off.

Driver and passenger front, front seat side and front/rear curtain shield airbags.

2x3-point ELR front seat belts with pre-tensioners and force limiters; driver and passenger seat belt warning light and buzzer; 3x3-point ALR/ELR rear seat belts.

Child restraint ISO fixing points with tether anchors; side door impact bars; high stop light.

Tinted laminated windscreen; 3 arm style washer-linked variable intermittent wipers; green tinted front side glass, dark grey privacy rear side and rear glass.

Black bumpers, silver painted exterior door handles; silver painted electric exterior rear view mirrors. Silver painted mesh grille and front under protector.

3-spoke leather steering wheel with audio and Bluetooth controls; cruise control; metallic style gear and transfer levers.

AM/FM radio and single disc in-dash MP3/WMA CD player with 8 speakers (includes 2 ceiling speakers), USB and auxiliary connection; Bluetooth handsfree telephone and audio capability.

Dark grey water repellent fabric seat material and door trim; front seats with slide, recline and driver's seat height and tilt adjustment functions; 60/40 split folding rear seats; removable rear seat cushions.

Body coloured instrument and door panels.

Power windows with anti-jam safety function.

Automatic day/night interior mirror with back monitor.

Air conditioning with clean air filter.

Luggage area tie down hooks - 4 x floor, 4 x side; cargo net.

Intermittent rear wiper; glass hatch in rear door.

Rubber type floor covering and luggage area deck mat.

Front and rear mud guards.

Reversing sensors.

FJ Cruiser FACTS AND FIGURES

Overall length:	4670mm
Overall width:	1905mm
Overall height:	1830mm
Wheelbase:	2690mm
Approach angle:	36°
Departure angle:	31°
Ramp over angle:	29°
Minimum ground clearance:	224mm
Max wading depth (>10km/h, stillwater):	700mm
Seating capacity:	5
Kerb weight:	1945-2000kg
Gross vehicle weight:	2510kg
Max towing capacity - braked:	2250kg
Max towing capacity - unbraked:	750kg



OPTIONAL Off-Road Package - CRAWL Control; 87L Sub-Tank with steel protector; overhead console with CRAWL controls.

All FJ Cruiser exterior colours feature a white roof.

SAFETY AND SECURITY FJ Cruiser offers protection all around to make driving - off-road or on - safer. Driver and passenger front, side and front/rear curtain shield airbags are standard.

FJ Cruiser also has Vehicle Stability Control (VSC) and Active Traction Control (A-TRC) to aid with handling in tricky conditions.



Six airbags enhance FJ Cruiser's safety credentials.



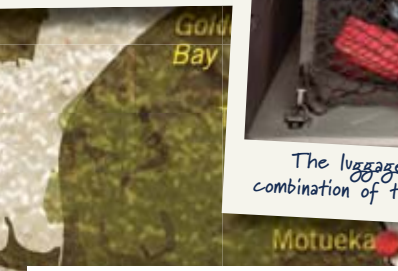
The luggage department can be managed with a combination of tie-down hooks and the handy cargo net.



FJ Cruiser's wide body and versatile interior has water repellent seating, and easy-clean rubber floor mats.



Split fold rear seats mean you can take more on your adventures.



All FJ Cruiser exterior colours feature a white roof.



Iceberg 05B



Sandstorm 4V6



Cement METALLIC 1H5



Ebony 202




Storm 8W2



Army Green 6V7




Super Nova 4W2



Dark grey water repellent fabric →





Because Toyota believes in going the extra mile we offer comprehensive support and a great range of products and services for our valued customers. For more detail please visit: www.toyota.co.nz/extracare

Follow us on:

 **TOYOTA**
EXTRA CARE

 **TOYOTA**
QUALITY SERVICE

 **TOYOTA**
GENUINE PARTS

 **TOYOTA**
ACCESSORIES

 **TOYOTA**
FINANCIAL SERVICES

¹ whichever occurs first under normal operating conditions.

² Fuel consumption and CO₂ emissions will vary depending on driving conditions/style, vehicle condition and options/accessories fitted. ADR 81/01 (combined).

Every endeavour has been made to ensure text details and specifications contained in this publication were accurate as at 17 October 2012. Toyota New Zealand Limited reserves the right at any time to introduce any changes deemed necessary to improve the models shown or for any other reason. Paint and upholstery colours shown in this brochure may differ from actual colours due to variations in printing processes. Some models shown in this brochure may have optional accessories fitted. For further information contact your nearest Authorised Toyota Dealer. They will be glad to assist. [Production effective May 2012]

 **TOYOTA** | *Believe*

0800 TOYOTA • toyota.co.nz